

FAN COIL UNIT

SINKO

You may wish to name "SINKO" Fan-Coil Units,
another hidden credit to invite your guests'
compliment leading to enhancing your
house honour and pride.....



FCU-01-A (240V)

CORPORATE PROFILE



SINKO Laboratory : A view of the modern facility in Osaka where many Sinko's latest products are developed and tested.

Incorporated
June 16, 1950

Sales Network

Tokyo, Osaka, Nagoya and major cities across Japan, and Hong Kong, China, Taiwan, India and major Asian Countries, and Australia, New Zealand, Scandinavia, Gulf Countries and South Africa

Laboratory (R&D Centre)

Located in Neyagawa, Osaka

Product Line


Air Handling Units
Fan Coil Units
IAQ Control Systems
Cosa Tron Systems
Air Outlet Devices

FOR RETROFIT REQUIREMENTS


SINKO Started exporting Fan-Coil Units in early 1970's. Manufacturing facilities meanwhile have expanded from Japan to China and Taiwan. Our offshore model SRC fan coil units since 1987 have been supplied in excess of 300,000 units all over the world. The majority of these units are still in good operating condition. For your retrofit requirements, please refer to local SINKO distributors/agents.



Calorimetry Test Facility



Visualized Air Flow Test Room



Insulated Acoustic Room (Semi-Anechoic walled)

SINKO fan-coil unit uses statically and dynamically balanced metal fan(s) selective for varied static applications; i.e., Model SRC-HW for 50-100 Pa high-static, SRC-SW for 0-50 Pa standard static and SRC-LW for 0-30 Pa low static, specially designed for low-sound operation.

Model SRC basic ceiling hideaway fan-coil unit provides maximum economy and comfort by selecting an optimum model and size shown below:

SRC-HW...Applicable to long-ducted, high static requirement


SRC-SW...Applicable to ordinary short-ducted, medium static system

SRC-LW...Good for short-ducted, low-noise requirement at conditioned space

SRC-DC...Designed for use for 4-pipe system, having simultaneous cooling and heating requirements for precise air conditioning.

- SRC** : Model "SRC" Ceiling Hideaway unit
Size : 300, 400, 600, 800, 1000, 1200, 1400
- HW** : High Static model for long ducting
SW : Standard Speed model for quiet space
LW : Low Sound, sub-audible operating noise
L/R : Left-Hand or Right-Hand piping conn.
- SC** : Standard (Single) Circuit Coil
DC : Dual Circuit Coil for 4-pipe system
 DC3(2R/1R) . . . 2-Rows cooling + 1-Row heating
4R : OPTIONAL 4-Row Coil
 DC4(3R/1R) . . . 3-Rows cooling + 1-Row heating
- P** : OPTIONAL Return Air Plenum, mounted
F : OPTIONAL Washable Filter, mounted

Latest Model SRC Fan-Coil Unit



All models are available for Sizes 300-1400 except for Model SRC-LW for Sizes 400-800.

Model SRC basic unit has following major components:

φ160mm SINKO engineered, double-inlet and double-width (DIDW) metal fan-wheels statically and dynamically factory-balanced

AC240V/1/50Hz rated, enclosed permanent split capacitor motor incorporating ball race bearing assuring users of a long and reliable operation. Motor leadout wires are sheathed and protected by flexible metal conduit.

3-row (OPTIONALLY 4-row), φ3/8" copper tube and slit-surfaced aluminum fin constructed cooling/heating coil assuring of high heat transfer efficiency

Rigidly fabricated with galvanized sheet to the designed configuration. Easy to hook up to suspension bolts.

Return-air plenum and aluminum filter are OPTIONALLY available with unit.

- Nomenclature**
SRC—(Size) HW/SW/LW —SC/DC—P—F—L/R
 —4R
 —DC3(2R/1R)
 —DC4(3R/1R)

Driven by high safety standard motor assuring low-noise operation with selected ball bearing




SINKO

Models SF, SFR, SC, SL, SLR

SF : Free Standing Cabinet Type




SC : Exposed Ceiling Type



SFR : Floor Mounting Recessed Type



SL : Lowboy Exposed Type



Types & Sizes Available

Type	Size Available
SF : Free standing cabinet type	200~1200
SFR : Floor mounting recessed type	200~1200
SC : Exposed ceiling type	200~1200
SL : Lowboy exposed type	200~800
SLR : Lowboy recessed type	200~800
DC : Split circuit cooling & heating coil mounted for 4-pipe system	

Physical Data

Model	SF, SFR, SC, SL, SLR					
Size	200	300	400	600	800	1200

Fan

Type	DIDW, Forward-Curved, Metal Construction						
Number of fan	1	1	2	2	3	4	
Air Volume l/sec.	H	112	154	233	313	430	584
	M	90	122	191	241	334	454
	L	63	82	124	146	202	286

Fan Motor

Type	3-Speed Permanent Split Capacitor Motor.					
Power Supply	AC 240V/1ph/50Hz standard					
Number	1	1	1	1	2	2
Power Input watt	40	50	70	98	140	178

Coil

Type	Aluminum Fin and Copper Tube Construction
Application	Chilled and Hot Water
Rows/FPI	3 Rows 12 fpi
Tube Size	9.5mm (3/8") O.D. Copper Tube
Working Pressure (Max.)	1000kPa/cm ² unless otherwise specified

Piping-Chilled Water

Supply Conn.	1/2" FPT	3/4" FPT
Return Conn.	1/2" FPT	3/4" FPT
Drain Conn.	3/4" MPT	
Air Vent	Bronze ϕ 3mm	

Air Filter

Type	Washable
Thickness mm	15.5

Air Discharge Grille (SF, SL & SC-Standard, SFR & SLR-Option)

Type	4-Way Adjustable
Material	Moulded Plastic (Metal grille available as OPTION, for High Temp Heating)


Fan Control Switch (SF & SL-Standard, SFR SLR, SC-Option)

Type	3-Speed Switch (Off-Hi-Med-Lo)
------	--------------------------------


Finish Colour

Standard Choice	Manufacturer's Standard, Milky White
-----------------	--------------------------------------


TCR-H-1000HW



TCR-H-1600HW



TCR-H-2000HW



General Features

New TCR-H series High-Static model will give an alternative to the conventional MEGA series for its height. The unit height is only 365mm, which is lower than MH unit's height by 85mm. The unit can operate to the maximum external static pressure of 150pa due to its powerful fan-motor combination. The total width still allows installation in limited job-site space.

Fan


φ180mm fan wheels are used for high-static pressure application and large air volume handling.

Motor

AC240V/1/50Hz, hi-powered, permanent-split capacitor motor is specially chosen for this series of unit.

Coil

4-row×12 tubes/row, slit-fin coil is used, providing upgraded cooling/heating capacities that are required under job specification.



Model MH

For Higher CAPACITY, Long-Ducted Systems

Mega 1 Fan-Coil Unit is available in horizontal model as shown above :

Large Capacity Units

For cooling : Max. 19,000 watt with Model MH 504 unit
For heating : Max. 30,000 watt with Model MH 504 unit
External S. P. : 0~100Pa subject to derating in performance

Selective Coil Rows

Standard selection is allowed of either 2-row or 4-row coil for both cooling and heating, referring to the specific duties required of the unit to be used.

4-row unit can be used for 4-pipe system with 3-row cooling/1-row heating split circuit coil supplied with the unit.

Quiet Yet Powerful Fan

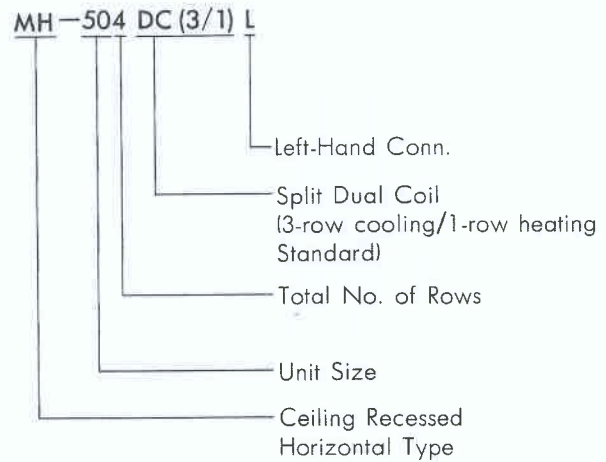
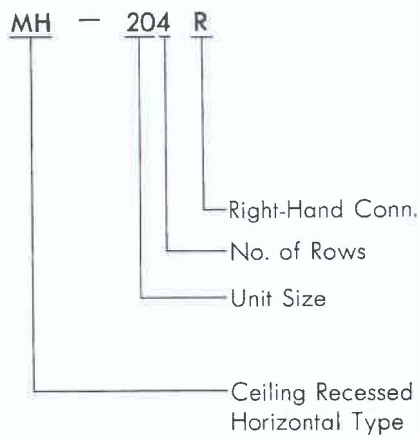
SINKO designed original all-aluminum fan guarantees both quiet and powerful air supply, allowing use of long ductwork system.

Fan & Motor Data for Model MH

Unit Size	Rows of Coil	Power Supply V/ph/Hz	High Speed			Low Speed			Weight (kg)
			Air Vol (l/S)	Load Current (A)	Input (W)	Air Vol (l/S)	Load Current (A)	Input (W)	
204	4	AC240/1/50	346	0.68	153	322	0.5	119	46
302	2	AC240/1/50	555	1.7	265	476	0.9	175	48
304	4	AC240/1/50	517	1.7	250	446	0.9	170	55
402	2	AC240/1/50	756	1.9	325	656	1.1	215	65
404	4	AC240/1/50	714	1.9	310	614	1.1	210	75
502	2	AC240/1/50	1186	2.4	425	838	1.3	255	80
504	4	AC240/1/50	1070	2.2	400	756	1.3	250	95

Note : 1) Above data is based on 50Pa external static pressure.
 2) 3-speed motor is mounted

Nomenclature




LC

LC10-24
Size 60 x 60cm



LC26-48
Size 90 x 90cm



CASSETTE TYPE HYDRONIC FAN COIL UNITS

CAPACITIES: 2,190 – 11,100 WATTS : CHILLED WATER : 2-PIPE
2,920 – 12,190 WATTS : HOT WATER

1,990 – 9,300 WATTS : CHILLED WATER : 4-PIPE
1,870 – 8,390 WATTS : HOT WATER

Tomorrow's Technology for Today's Good Living

SINKO
AIR CONDITIONERS

Hydronic
SOLUTIONS

WX SERIES

WALL MOUNTED TYPE

HYDRONIC FAN COIL

FOR STANDARD AND DISTRICT COOLING CONDITIONS



Tomorrow's Technology for Today's Good Living